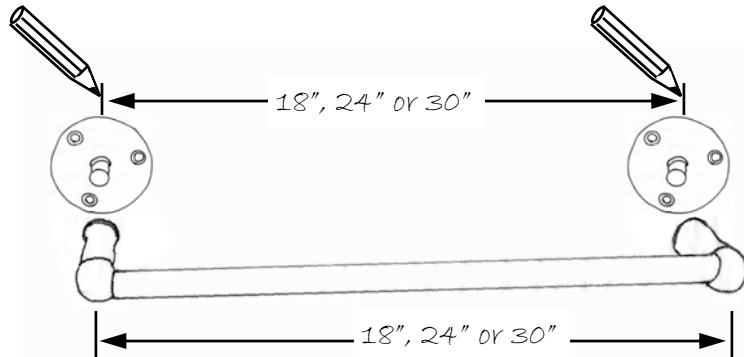
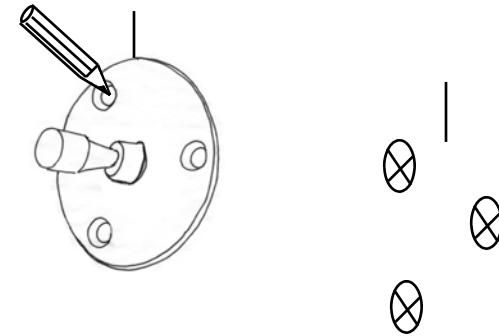


Towel Bar Installation Instructions

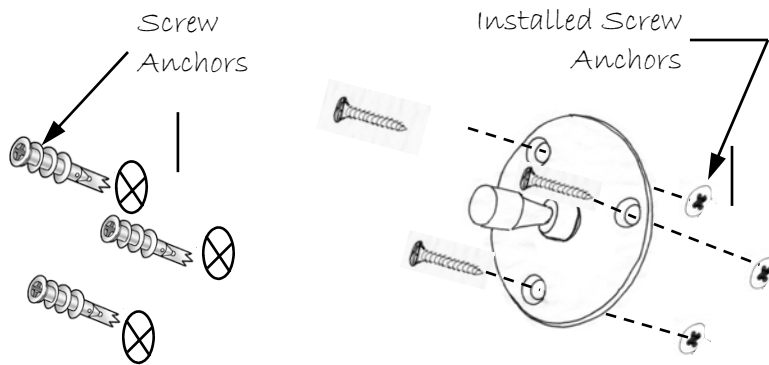
- 1 Make two marks on wall to locate center of mounting plates. Center to center spacing for mounting plates is the same as the length of the towel bar.



- 2 Mark three hole locations for each mounting plate.



- 3 Use a screw driver to install three Screw Anchors into the wall for each mounting plate. Install mounting plates on top of the Screw Anchors. Attach with the sheet metal screws provided.



4

Slip trim plates and towel bar posts over the mounting plate stud. Tighten set screw at the base of each towel bar post with the allen wrench provided.

Shape of trim plate varies depending on style.

